

# My Summer Math Homework

♥ **Class - Nursery** ♥

★ **Subject - Maths** ★

★ **Session - 2026-27**





# PRE-NUMBER CONCEPTS



## ★ 1. BIG & SMALL

Circle the **BIG** object.



Tick the **SMALL** object.



## ★ 2. MORE & LESS

Which group has **MORE**?



Which group has **LESS**?





### ★ 3. LONG & SHORT



Circle the **LONG** object.



Color the **SHORT** object.




### ★ 4. SAME & DIFFERENT

Circle the **SAME** pictures.



Cross the **DIFFERENT** one.





# Counting Time



## Count and Circle



Count the objects and circle the correct number.



1 2 3 4 5



1 2 3 4 5



1 2 3 4 5



1 2 3 4 5



1 2 3 4 5



## Trace the Numbers



Trace and write.

1 1 1 1 1 1 1

2 2 2 2 2 2 2

3 3 3 3 3 3 3

4 4 4 4 4 4 4

5 5 5 5 5 5 5





# Match the Number with Same number



•

•



•

•



•


•



@smallsteps\_2



Circle the number "9"



Circle the number "4"








# Number Practice



## Match the Same Number



## Fill the Missing Numbers



1



3



2

3



3



5



## Count and Write



=



=





# Shapes Fun



## 1 Identify the Shape

Circle the **Circle** 



Color the **Square** 



## 2 Match the Shape



Circle



Square





Triangle





Q

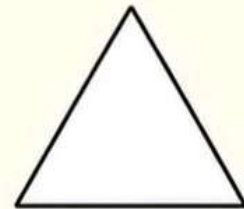
## 3 Color the Shapes




Circle = **Red** 



Square = **Blue** 

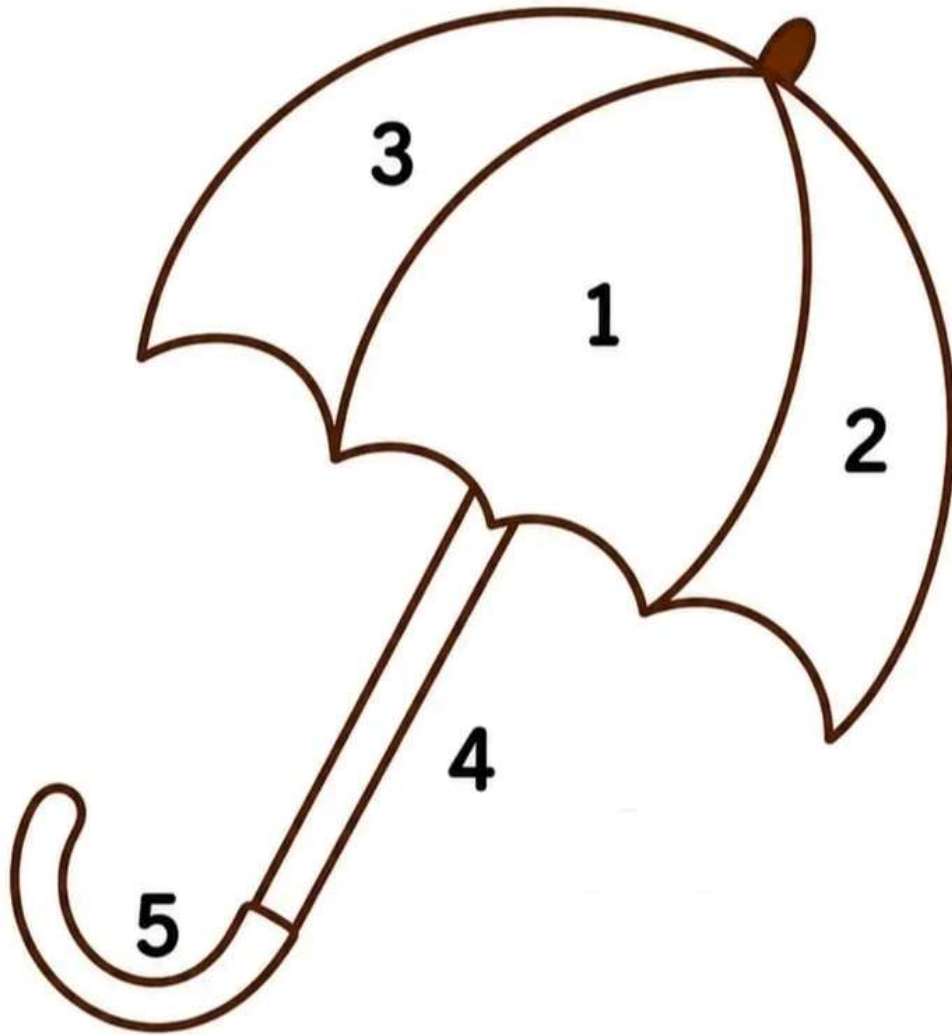


Triangle = **Yellow** 





**Colour** the picture  
according to the colour code.



**1** = Red ●

**2** = Yellow ●

**3** = Blue ●

**4** = Brown ●

**5** = Black ●

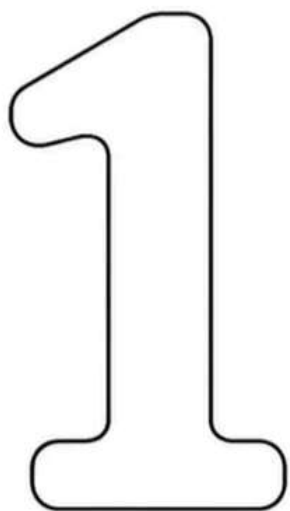




# ONE




★ Color the one ★



★ Trace the one ★



♥ Count and color the candy pieces ♥



★ Find and circle the ones ★

1	6	3	1	9
2	1	8	4	1
7	5	1	10	6
3	9	1	2	1
8	1	4	6	1





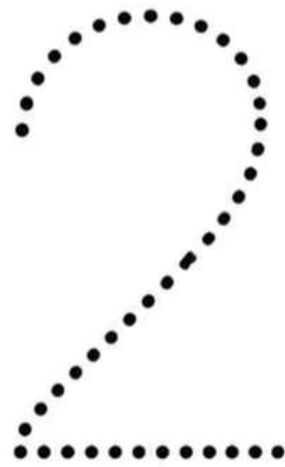
# TWO




★ Color the two ★



★ Trace the two ★



♥ Count and color the candy pieces ♥



★ Find and circle the twos ★

2	6	3	2
5	2	8	9
1	4	2	6
7	2	10	1
3	9	2	4





# GENERAL INSTRUCTIONS



- Homework should be completed neatly and on time.



- Use pencil only for writing.



- Parents are requested to guide and encourage the child.



- Make learning fun and activity-based.






# HOLIDAY HOMEWORK



**Class : NURSERY**

---



**Subject : G.K.**

---



**Session : 2026-27**

---





# ALL ABOUT ME



★ My name is

\_\_\_\_\_



I am \_\_\_\_\_ years old




★ My favorite color

\_\_\_\_\_  
\_\_\_\_\_  
\_\_\_\_\_  
\_\_\_\_\_



★ My favorite food



♥ My Family ♥





# Body Parts



Identify and match the body parts



eyes



nose



leg



hand



arm



ear



mouth



foot






# My 5 Senses




Trace the word and colour the picture.



see




taste



touch



hear




smell




# Domestic Animals




Color the domestic animals.




pig




elephant



rabbit



sheep



lion



dog



# WILD ANIMALS

Circle the wild animals.



Lion



Elephant



Cow



Tiger



Deer



Monkey



Giraffe



Bear



Rabbit

# HEALTHY HABITS

Draw lines to match the picture of healthy habits with the correct sentence!



Brushing my teeth



Washing my hands




Combing my hair



Taking a shower

# WATER TRANSPORT

★ Identify and circle all the water transport ★







# COLOR MATCHING

Match the objects with the same color.



# MATCH THE SHADOW!

♥ Look at each figure and draw a line to its shadow! ♥







# MATCH THE SHAPES



Match the shape to the everyday object






# Fruits




Identify and colour any 5 fruits.




Apple



Banana




Mango



Grapes



Orange



Strawberry



# Vegetables




Recognize and name healthy vegetables.




Carrot




Broccoli



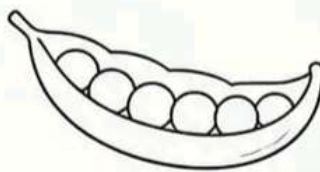
Spinach



Cucumber



Tomato



Peas



Pumpkin

# HOLIDAY HOMEWORK



कक्षा - नर्सरी



विषय - हिन्दी



सत्र - 2026-27





# आओ सीधी रेखा खींचें





सीधी रेखा पर चलो और पूरा करो।

आओ सीधी रेखा खींचें : -



आओ खंडी रेखा खींचें : -






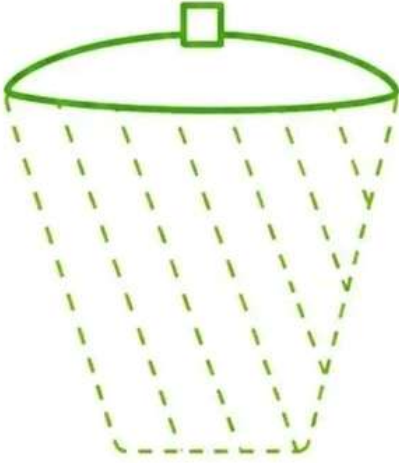
# आओ तिरछी रेखा खींचें




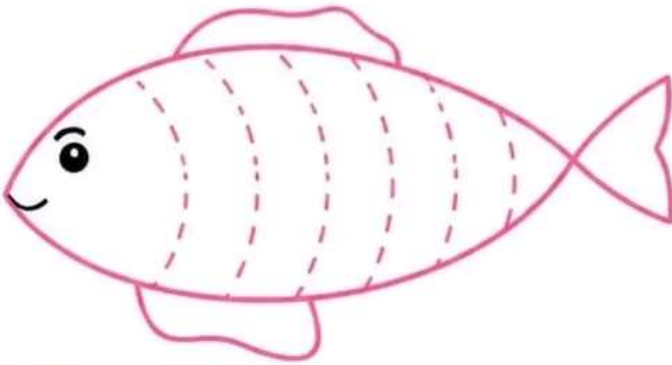
तिरछी रेखा पर चलो और पूरा करो।



आओ तिरछी रेखा खींचें :-



आओ वक्र रेखा खींचें :-

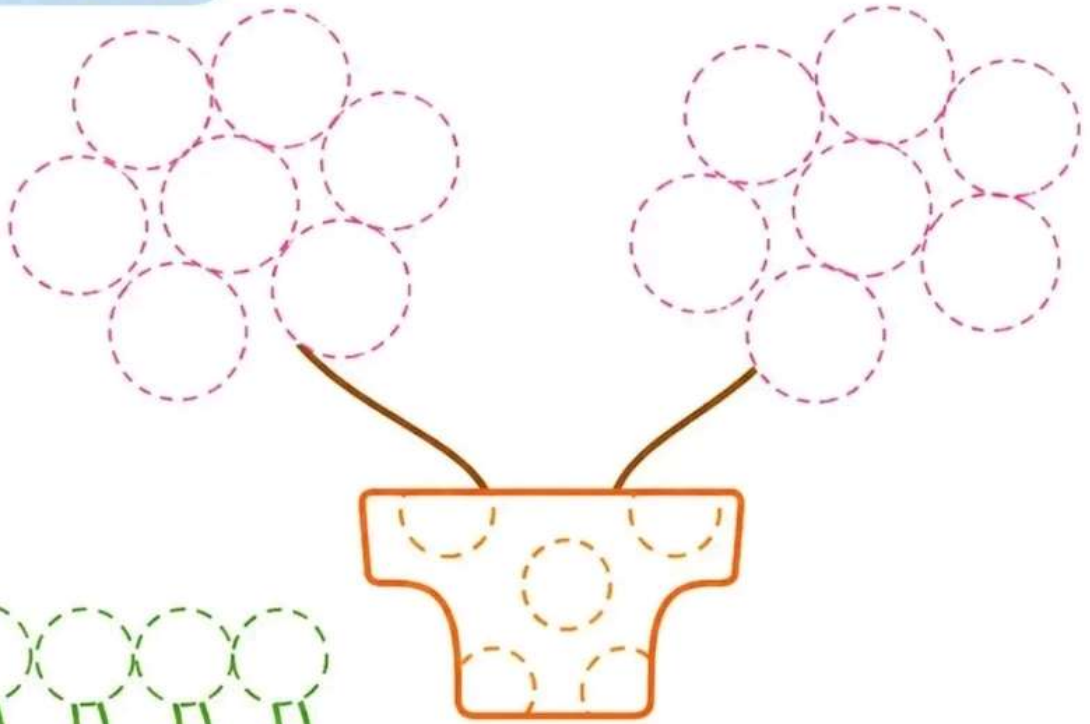




# गोला दोहराओ



गोला दोहराओ :-



पढ़ो और दोहराओ :-

अ



आ



इ





# बिंदुओं को दोहराए





समान वर्ण की मिलान करो-

अ ..... इ

आ ..... ई

इ ..... उ

ई ..... अ

उ ..... आ



→ अलग वर्ण पर गोला लगाइए :-



उ उ ऊ उ

अ अ ओ अ

इ इ इ ई

ए ए ए ए



ऐ ऐ आ ऐ



→ चित्र देखकर मिलाइए :-




एक जैसे चित्रों को मिलाओ




खड़ी रेखा लगाओ



तिरछी रेखा लगाकर मिलान करो



# सही स्वर पर गोला लगाओ



‘उ’ पहचानो और गोला बनाओ :-



➤ तुरन्त बाद वाली अक्षर पर गोला बनाओ। ➤



-



-




# चित्र देखकर पहला अक्षर लिखो!



\_\_\_\_\_  
\_\_\_\_\_



\_\_\_\_\_  
\_\_\_\_\_



\_\_\_\_\_  
\_\_\_\_\_



\_\_\_\_\_  
\_\_\_\_\_



\_\_\_\_\_  
\_\_\_\_\_

# समान शब्दों का मिलान कर



# मिलान करो और रंग भरो!



गुब्बारों में रंगों के नाम  
के अनुसार रंग भरो!

लाल

Red

काला

Black

सफेद

White

हरा

Green

नीला

Blue

पीला

Yellow



# SUMMER HOLIDAY HOMEWORK

★ Fun • Learn • Explore • Enjoy ★




Class - **Nursery**



Subject - **English**



Session - **2026-27**



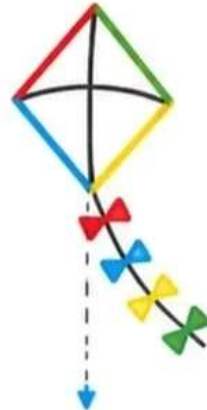

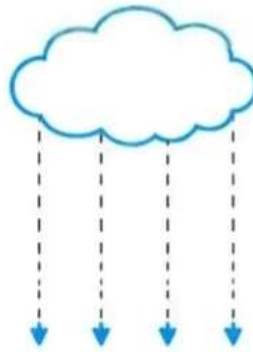
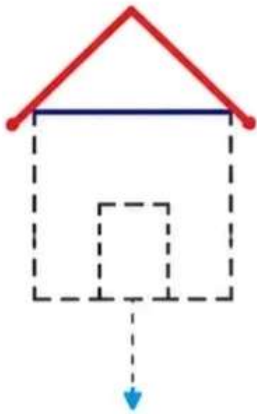
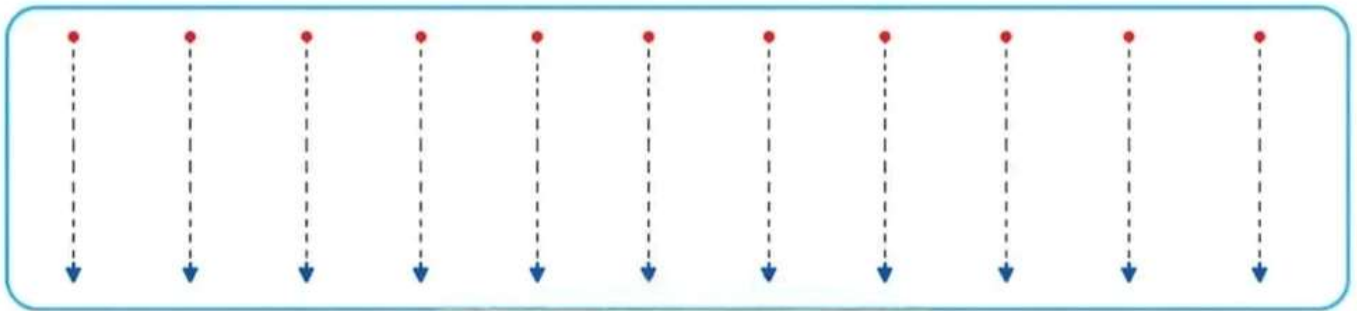


# PRE WRITING STROKES



Standing line

Trace and colour.



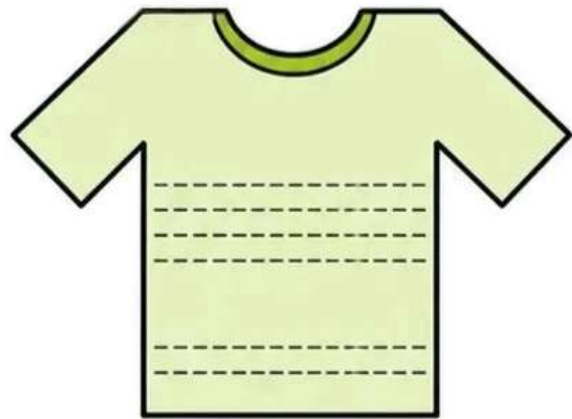
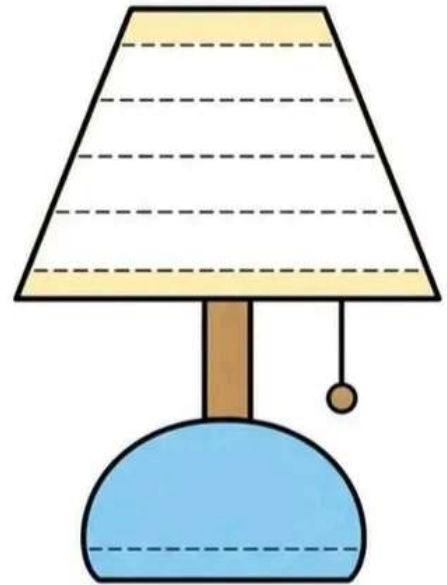
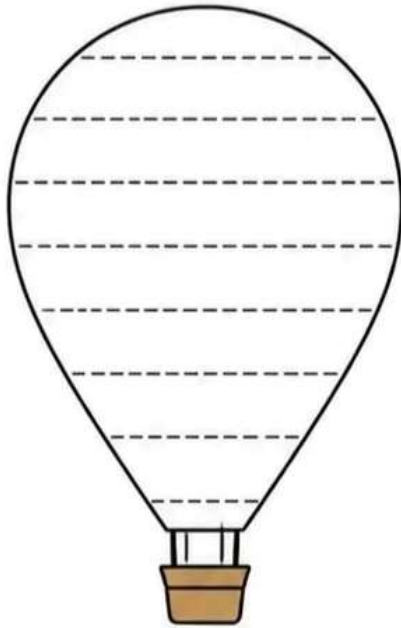
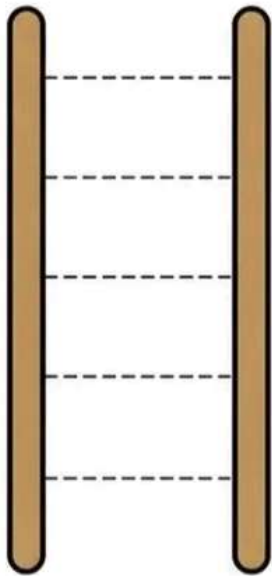




# SLEEPING LINE

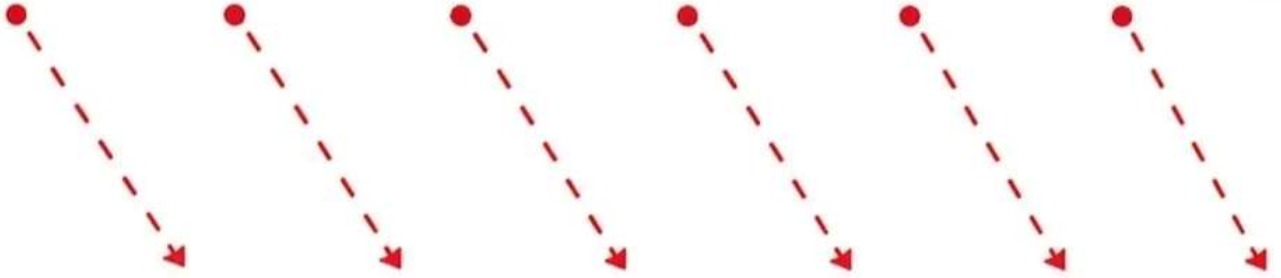


Trace the Sleeping Lines





# Left Slanting Line









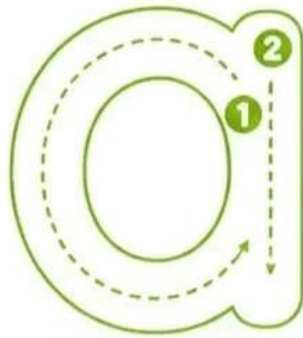

# Right Slanting Lines





# Curve





apple



Trace the letter Aa



Color the letter Aa



What starts with Aa?

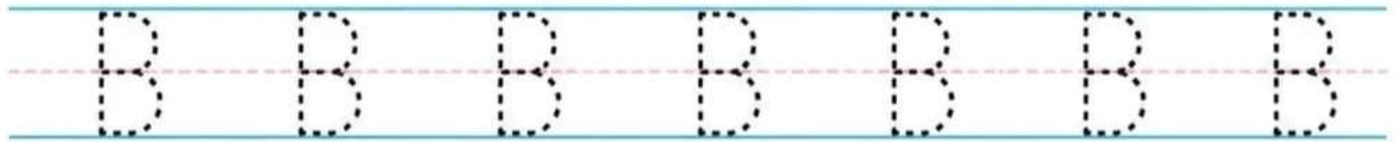





ball




Trace the letter **Bb**

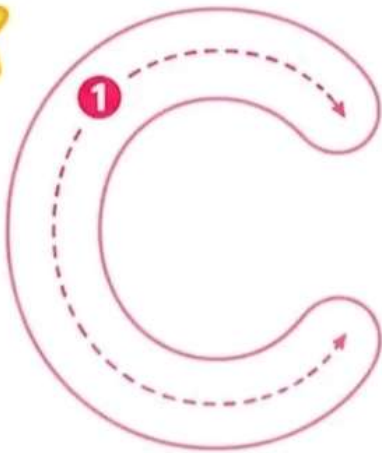


Color the letter **Bb**



What starts with **Bb**?

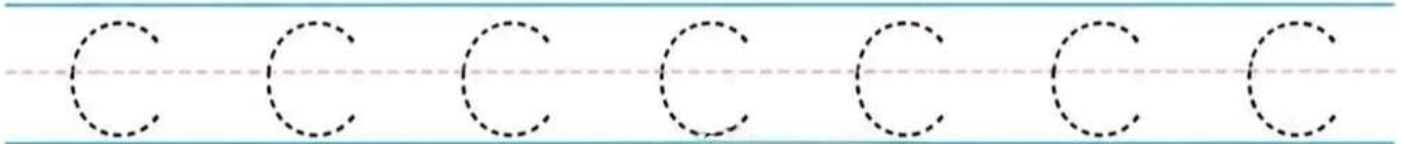




cat



Trace the letter Cc



Color the letter Cc



What starts with Cc?



1. Look and circle

A is for



B is for



C is for



2. Colour and write

1.



a

b

c

\_\_\_ pple

2.



c

a

b

\_\_\_ ar

3.



c

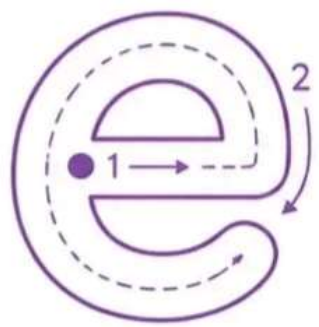
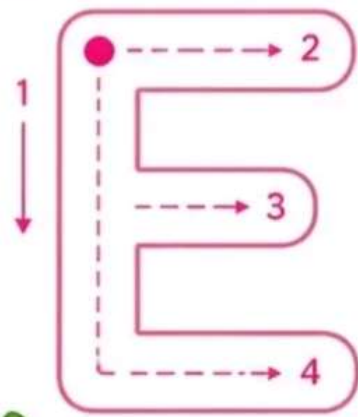
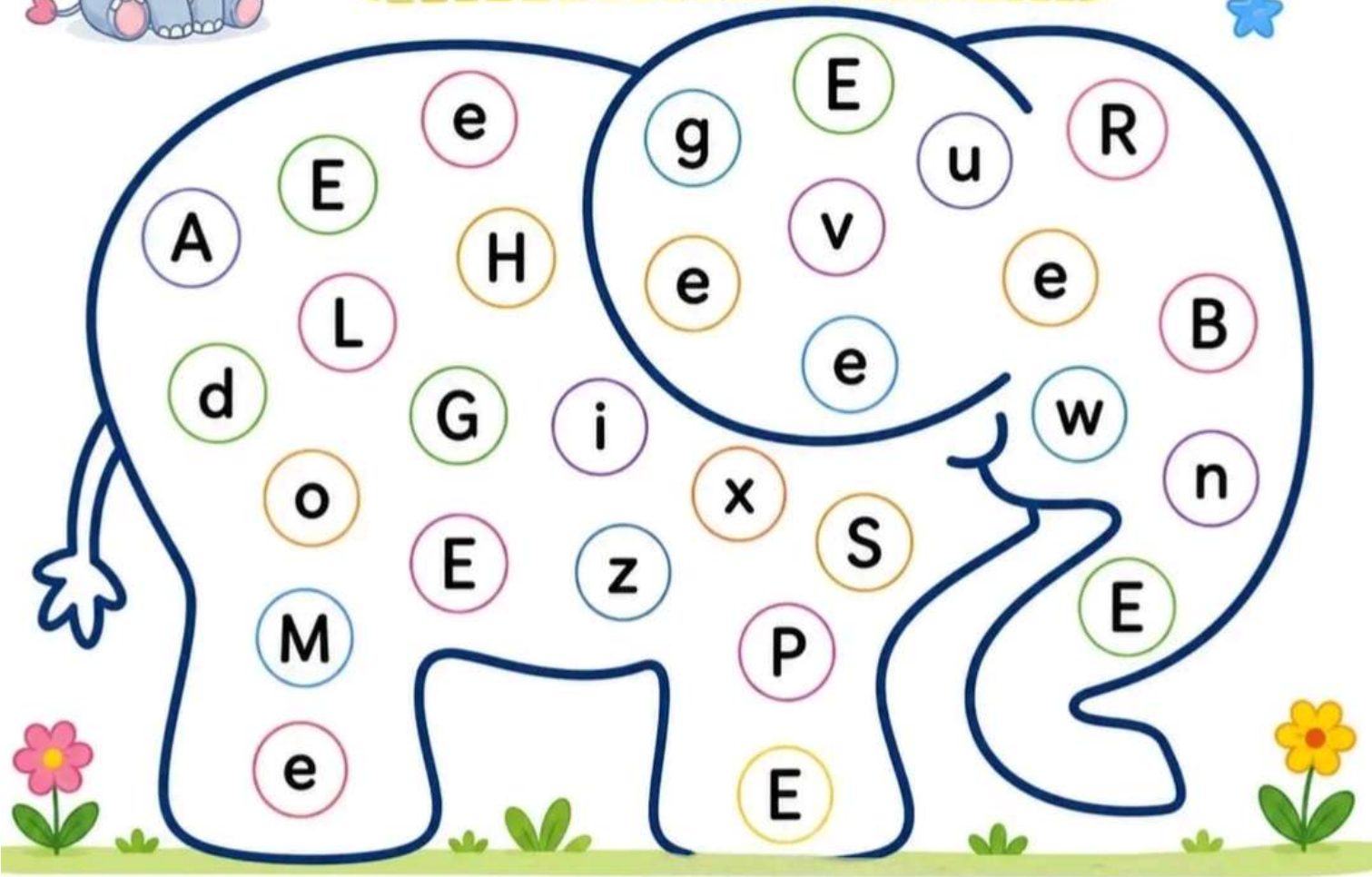
a

b

\_\_\_ ag



# Find and Colour Letter E



is for  
elephant





See the picture and circle the correct letter ( \_ )



C B I



I D L

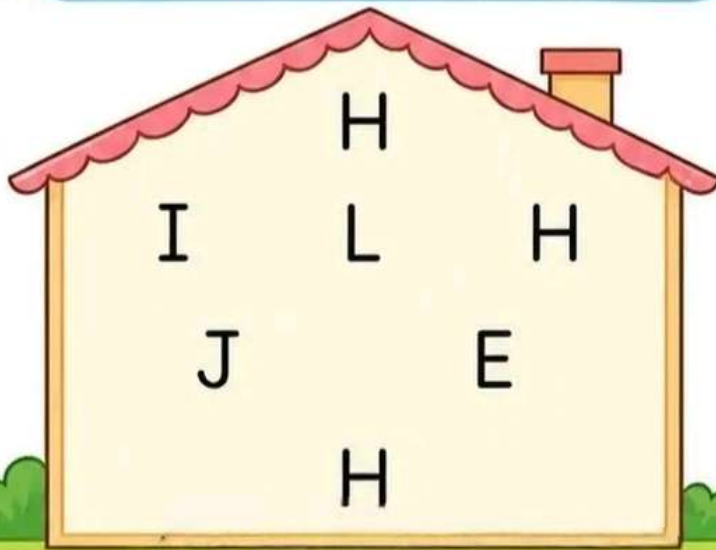


J F K



A F E

Circle the letter "H" ( \_ )



( \_ Match ( \_ )



D •  
F •  
K •

K •  
D •  
F •



★ Write the letter on given dots ( )

A to L



Handwriting practice lines with four rows of four dots each for letter identification.



★ See the picture and write the first letter ( )



Handwriting box with three dots on a three-line grid for writing the first letter of 'School Bus'.



Handwriting box with three dots on a three-line grid for writing the first letter of 'Cat'.



Handwriting box with three dots on a three-line grid for writing the first letter of 'Giraffe'.



Handwriting box with three dots on a three-line grid for writing the first letter of 'Ice Cream'.